

Online Payment User Guide (For Students)



Table of Contents

FOLLOWING STEPS SHOWS HOW TO MAKE AN ONLINE PAYMENT IN ERP	3
<i>A. Remitting Full due (i.e Rs.6215).....</i>	<i>5</i>
<i>B. Remitting a particular invoice (for eg. Girls Hostel Bill January 2020)</i>	<i>10</i>
<i>C. Remitting a Fixed Amount</i>	<i>11</i>
<i>D. Remitting an excess amount</i>	<i>13</i>
PAYMENT HISTORY.....	19
<i>Success</i>	<i>20</i>
<i>Failed.....</i>	<i>20</i>
<i>Initiated.....</i>	<i>20</i>
PRINTING RECEIPT	22

Introduction

Online Payment is a new feature in ERP that can be used by the students using their ERP login for remitting their dues through internet. They can use any payment modes such as Credit card or Debit card or Net Banking.

Following steps shows how to make an online payment in ERP

Step 1

Login to the Vidya ERP using your own username and password. Then Home page will display as shows below. Click on **Online Payment** menu

The screenshot displays the Vidya ERP interface. At the top, a navigation bar includes 'Admission', 'Dashboard', 'Hostel', 'Academics', 'Feedback', 'Transportation', and 'Online Payments'. A red arrow points to the 'Online Payments' menu item. The user's name 'ADITHYA K S (Vidya A...)' is visible in the top right corner. The main content area shows the following details:

Student Name	ADITHYA K S	Branch	Electronics & Communication Engg.
Student ID	TL16BTEC0181	Academic Period	B.Tech 2016-20 VAS-Thalakkottukara, Thrissur
Due Amount	6215.00 ₹		

Below the details is a 'Proceed to Payment' button. The left sidebar features the Vidya logo and 'Online Payments' menu. The bottom section shows a 'Payment History' table with columns for Number, Transaction Date, Student Name, Student ID, Branch, Academic Period, Payment Amount, and Status.

Step 2

Following page will display while clicking on Online Payment menu on the top. If you want to pay your due click on **Proceed to Payment** button

Admission Dashboard Hostel Academics Feedback Transportation Online Payments

ADITHYA K S (Vidya A...

vidya
Progress Through Education

Online Payments
Online Payment

Student Name ADITHYA K S Branch Electronics & Communication Engg.
Student ID TL16BTEC0181 Academic Period B.Tech 2016-20 VAS-Thalakkottukara,Thrissur
Due Amount 6215.00 ₹ Shows your due
Proceed to Payment

Payment History

Number	Transaction Date	Student Name	Student ID	Branch	Academic Period	Payment Amount	Status
--------	------------------	--------------	------------	--------	-----------------	----------------	--------

Powered by ITFlux

Step 3

Here you have following choices for remitting your dues

- Remitting Full due (i.e Rs.6215)
- Remitting a particular invoice (for eg. Girls Hostel Bill January 2020)
- Remitting a Fixed Amount (i.e Rs.400)
- Remitting an excess amount


A. Remitting Full due (i.e Rs.6215)


The screenshot displays the 'Online Payments' section of the Vidya ERP system. At the top, there is a navigation bar with options like Admission, Dashboard, Hostel, Academics, Feedback, Transportation, and Online Payments. The user is logged in as ADITHYA K S. The main content area shows a transaction ID 'IOBVID/2020/02/27/0025354' with an 'Edit' button and a 'Proceed To Payment' button. A progress bar indicates the status: New (selected), Initiated, and Success. Below this, the transaction details are listed: Transaction Date (27/02/2020), Payment Amount (6215.00 ₹), Student Name (ADITHYA K S), Student ID (TL16BTEC0181), Branch (Electronics & Communication Engg.), and Academic Period (B.Tech 2016-20 VAS-TH). A note states: '* To Select or Unselect the payment lines use [Green Arrow Button]'. A 'Due Details' button is present above a table of due items. The table has columns for Select, Number, Source Document, Date, Due Date, Original Amount, Open Balance, and Payment Amount. Three rows of due items are shown, each with a green arrow button for selection. A red box highlights the 'Payment Amount' column and the green arrow buttons. Red annotations include: 'This shows your invoices to pay' pointing to the table, 'You can print your Invoice details here' pointing to a printer icon, and 'Select or unselect due lines using green arrow button' pointing to the green arrow buttons.

Select	Number	Source Document	Date	Due Date	Original Amount	Open Balance	Payment Amount
<input checked="" type="checkbox"/>	SAJ/2019/12/6151	Girls Hostel Bill December 2019	31/12/2019	10/01/2020	4592	1086	1086
<input checked="" type="checkbox"/>	SAJ/2020/01/2372	SAJ/2019/12/6151	31/01/2020	10/02/2020	8	8	8
<input checked="" type="checkbox"/>	SAJ/2020/01/8515	Girls Hostel Bill January 2020	31/01/2020	10/02/2020	5121	5121	5121
					9721	6215	6215

❖ Click Edit To change comments

Admission Dashboard Hostel Academics Feedback Transportation Online Payments

 ADITHYA K S (Vidya A...



Progress Through Education

Online Payments

Online Payment


New / IOBVID/2020/02/27/0025354

Edit ← **Click**







Proceed To Payment New Initiated Success


IOBVID/2020/02/27/0025354

Transaction Date	27/02/2020	Student Name	ADITHYA K S
Payment Amount	6215.00 ₹	Student ID	TL16BTEC0181
Comments		Branch	Electronics & Communication Engg.
		Academic Period	B.Tech 2016-20 VAS-Thalakkottukara,Thrissur

*** To Select or Unselect the payment lines use  Button**

Due Details

Select	Number	Source Document	Date	Due Date	Original Amount	Open Balance	Payment Amount	
<input checked="" type="checkbox"/>	SAJ/2019/12/6151	Girls Hostel Bill December 2019	31/12/2019	10/01/2020	4592	1086	1086	 
<input checked="" type="checkbox"/>	SAJ/2020/01/2372	SAJ/2019/12/6151	31/01/2020	10/02/2020	8	8	8	 
<input checked="" type="checkbox"/>	SAJ/2020/01/8515	Girls Hostel Bill January 2020	31/01/2020	10/02/2020	5121	5121	5121	 
					9721	6215	6215	

Powered by 



Online Payments

Online Payment

New / IOBVID/2020/02/27/0025354

Save or Discard

New Initiated Success







IOBVID/2020/02/27/0025354

Enter your comments

Transaction Date	27/02/2020	Student Name	ADITHYA K S
Payment Amount	6215.00 ₹	Student ID	TL16BTEC0181
Comments	Dues Paid	Branch	Electronics & Communication Engg.
		Academic Period	B.Tech 2016-20 VAS-Thalakkottukara, Thrissur

* To Select or Unselect the payment lines use  Button

Due Details

Select	Number	Source Document	Date	Due Date	Original Amount	Open Balance	Payment Amount	
<input checked="" type="checkbox"/>	SAJ/2019/12/6151	Girls Hostel Bill December 2019	31/12/2019	10/01/2020	4592	1086	1086	 
<input checked="" type="checkbox"/>	SAJ/2020/01/2372	SAJ/2019/12/6151	31/01/2020	10/02/2020	8	8	8	 
<input checked="" type="checkbox"/>	SAJ/2020/01/8515	Girls Hostel Bill January 2020	31/01/2020	10/02/2020	5121	5121	5121	 
					9721	6215	6215	

Powered by ITFlux

❖ Click **Proceed to Payment** Button

The screenshot shows the 'Online Payments' section of the Vidya ERP system. At the top, there is a navigation bar with tabs for Admission, Dashboard, Hostel, Academics, Feedback, Transportation, and Online Payments. The user profile 'ADITHYA K S (Vidya A...)' is visible in the top right. The main content area displays a payment record for 'IOBVID/2020/02/27/0025354'. A red arrow points to the 'Proceed To Payment' button. Below the button, there is a progress bar with 'New', 'Initiated', and 'Success' stages. The payment details are as follows:

Transaction Date	27/02/2020	Student Name	ADITHYA K S
Payment Amount	6215.00 ₹	Student ID	TL16BTEC0181
Comments	Dues Paid	Branch	Electronics & Communication Engg.
		Academic Period	B.Tech 2016-20 VAS-Thalakkottukara, Thrissur

* To Select or Unselect the payment lines use Button

Due Details

Select	Number	Source Document	Date	Due Date	Original Amount	Open Balance	Payment Amount
<input checked="" type="checkbox"/>	SAJ/2019/12/6151	Girls Hostel Bill December 2019	31/12/2019	10/01/2020	4592	1086	1086
<input checked="" type="checkbox"/>	SAJ/2020/01/2372	SAJ/2019/12/6151	31/01/2020	10/02/2020	8	8	8
<input checked="" type="checkbox"/>	SAJ/2020/01/8515	Girls Hostel Bill January 2020	31/01/2020	10/02/2020	5121	5121	5121
					9721	6215	6215

Powered by ITFlux

- ❖ Click "click for correction" button for corrections if any
- ❖ Click pay button for payment

New / IOBVID/2020/02/27/0025354

IOBVID/2020/02/27/0025354

Transaction Date	27/02/2020	Student Name	ADITHYA K S
Payment Amount	6215.00 ₹	Student ID	TL16BTEC0181
Comments	Dues Paid	Branch	Electronics & Communication Engg.
		Academic Period	B.Tech 2016-20 VAS-Thalakkottukara,Thrissur

* To Select or Unselect the payment lines use Button

Due Details

Select	Number	Source Document	Date	Due Date	Original Amount	Open Balance	Payment Amount
<input checked="" type="checkbox"/>	SAJ/2019/12/6151	Girls Hostel Bill December 2019	31/12/2019	10/01/2020	4592	1086	1086
<input checked="" type="checkbox"/>	SAJ/2020/01/2372	SAJ/2019/12/6151	31/01/2020	10/02/2020	8	8	8
<input checked="" type="checkbox"/>	SAJ/2020/01/8515	Girls Hostel Bill January 2020	31/01/2020	10/02/2020	5121	5121	5121
					9721	6215	6215

Powered by **ITFlux**

B. Remitting a particular invoice (for eg. Girls Hostel Bill January 2020)

- ❖ Click on **green arrow (↻) button** to select or unselect due lines
- ❖ Select the particular invoice that you want to pay and unselect all other invoices in the due lines
- ❖ Click **Proceed to payment Button**

IOBVID/2020/02/27/0025354

Transaction Date: 27/02/2020
 Payment Amount: 5121.00 ₹
 Comments: Dues Paid

Student Name: ADITHYA K S
 Student ID: TL16BTEC0181
 Branch: Electronics & Communication Engg.
 Academic Period: B.Tech 2016-20 VAS-Thalakkottukara,Thrissur

* To Select or Unselect the payment lines use ↻ Button

Select	Number	Source Document	Date	Due Date	Original Amount	Open Balance	Payment Amount
<input type="checkbox"/>	SAJ/2019/12/6151	Girls Hostel Bill December 2019	31/12/2019	10/01/2020	4592	1086	0
<input type="checkbox"/>	SAJ/2020/01/2372	SAJ/2019/12/6151	31/01/2020	10/02/2020	8	8	0
<input checked="" type="checkbox"/>	SAJ/2020/01/8515	Girls Hostel Bill January 2020	31/01/2020	10/02/2020	5121	5121	5121
					9721	6215	5121

Selected lines shows tick mark

Select or unselect due lines using green arrow button

C. Remitting a Fixed Amount

- ❖ Enter an amount that you want to pay in the **Payment Amount** text field . When the payment amount is entered, the amount will be automatically allotted in the selected due lines in Due Date ascending order

The screenshot displays the 'Online Payments' section of the Vidya system. At the top, there is a navigation bar with options like Admission, Dashboard, Hostel, Academics, Feedback, Transportation, and Online Payments. The user's name, ADITHYA K S (Vidya A...), is visible in the top right corner. The main content area shows a transaction ID: **IOBVID/2020/02/27/0025354**. Below this, there is an 'Edit' button with a red arrow pointing to it and the word 'click' next to it. A 'Proceed To Payment' button is also present. A progress bar at the top right indicates the status: New (highlighted), Initiated, and Success. The transaction details are as follows:

Transaction Date	27/02/2020	Student Name	ADITHYA K S
Payment Amount	6215.00 ₹	Student ID	TL16BTEC0181
Comments	Dues Paid	Branch	Electronics & Communication Engg.
		Academic Period	B.Tech 2016-20 VAS-Thalakkottukara,Thrissur

A note states: * To Select or Unselect the payment lines use Button

Below this is a 'Due Details' section with a table:

Select	Number	Source Document	Date	Due Date	Original Amount	Open Balance	Payment Amount
<input checked="" type="checkbox"/>	SAJ/2019/12/6151	Girls Hostel Bill December 2019	31/12/2019	10/01/2020	4592	1086	1086
<input checked="" type="checkbox"/>	SAJ/2020/01/2372	SAJ/2019/12/6151	31/01/2020	10/02/2020	8	8	8
<input checked="" type="checkbox"/>	SAJ/2020/01/8515	Girls Hostel Bill January 2020	31/01/2020	10/02/2020	5121	5121	5121
					9721	6215	6215

Powered by ITFlux

Admission Dashboard Hostel Academics Feedback Transportation Online Payments

ADITHYA K S (Vidya A...)

vidya
Progress Through Education

Online Payments
Online Payment

New / IOBVID/2020/02/28/0025357

Save or Discard

New Initiated Success

IOBVID/2020/02/28/0025357

Transaction Date: 28/02/2020
 Payment Amount: 3500
 Comments: Dues paid

Student Name: ADITHYA K S
 Student ID: TL16BTEC0181
 Branch: Electronics & Communication Engg.
 Academic Period: B.Tech 2016-20 VAS-Thalakkottukara, Thrissur

* To Select or Unselect

Due Details

Select	Number	Source Document	Date	Due Date	Original Amount	Open Balance	Payment Amount
<input checked="" type="checkbox"/>	SAJ/2019/12/6151	Girls Hostel Bill December 2019	31/12/2019	10/01/2020	4592	1086	1086
<input checked="" type="checkbox"/>	SAJ/2020/01/2372	SAJ/2019/12/6151	31/01/2020	10/02/2020	8	8	8
<input type="checkbox"/>	SAJ/2020/01/8515	Girls Hostel Bill January 2020	31/01/2020	10/02/2020	5121	5121	2406
					9721	6215	3500

Enter Payment Amount

Enter your comments here

The entered amount, will be automatically allocated to the invoices from the selected due lines in old invoice first order

D. Remitting an excess amount

- ❖ Click on Edit button

The screenshot shows the 'Online Payments' section of the Vidya portal. At the top, there is a navigation bar with 'Admission', 'Dashboard', 'Hostel', 'Academics', 'Feedback', 'Transportation', and 'Online Payments'. The user's name 'ADITHYA K S (Vidya A...)' is visible in the top right. The main content area displays a transaction ID 'IOBVID/2020/02/27/0025354'. A red arrow points to an 'Edit' button with the text 'Click Here'. Below this is a 'Proceed To Payment' button and a progress bar with 'New', 'Initiated', and 'Success' stages. The transaction details are as follows:

Transaction Date	27/02/2020	Student Name	ADITHYA K S
Payment Amount	6215.00 ₹	Student ID	TL16BTEC0181
Comments	Dues Paid	Branch	Electronics & Communication Engg.
		Academic Period	B.Tech 2016-20 VAS-Thalakkottukara, Thrissur

A note states: '* To Select or Unselect the payment lines use Button'. Below this is a 'Due Details' section with a table:

Select	Number	Source Document	Date	Due Date	Original Amount	Open Balance	Payment Amount
<input checked="" type="checkbox"/>	SAJ/2019/12/6151	Girls Hostel Bill December 2019	31/12/2019	10/01/2020	4592	1086	1086
<input checked="" type="checkbox"/>	SAJ/2020/01/2372	SAJ/2019/12/6151	31/01/2020	10/02/2020	8	8	8
<input checked="" type="checkbox"/>	SAJ/2020/01/8515	Girls Hostel Bill January 2020	31/01/2020	10/02/2020	5121	5121	5121
					9721	6215	6215

The interface is powered by ITFlux.

- ❖ Enter an amount that you want to pay in **Payment Amount** text field. Excess amount if any will be credited in your account.

vidya
Progress Through Education

Admission Dashboard Hostel Academics Feedback Transportation Online Payments

ADITHYA K S (Vidya A...)

New / IOBVID/2020/02/27/0025356

Save or Discard

New Initiated Success

IOBVID/2020/02/27/0025356

Transaction Date: 27/02/2020

Payment Amount: 90000 ₹

Comments: Due Lines

Student Name: ADITHYA K S

Student ID: TL16BTEC0181

Branch: Electronics & Communication Engg.

Academic Period: B.Tech 2016-20 VAS-Thalakkottukara,Thrissur

* To Select or Unselect the payment lines use Button

Due Details

Select	Number	Source Document	Date	Due Date	Original Amount	Open Balance	Payment Amount
<input checked="" type="checkbox"/>	SAJ/2019/12/6151	Girls Hostel Bill December 2019	31/12/2019	10/01/2020	4592	1086	1086
<input checked="" type="checkbox"/>	SAJ/2020/01/2372	SAJ/2019/12/6151	31/01/2020	10/02/2020	8	8	8
<input checked="" type="checkbox"/>	SAJ/2020/01/8515	Girls Hostel Bill January 2020	31/01/2020	10/02/2020	5121	5121	5121
					9721	6215	6215


Powered by ITFlux

Step 4

Once you have entered Payment Amount click on **Pay** button to proceed. It will be redirected to a page similar to the one shown in figure below

VAST - Online Payment Portal

Payment Confirmation for Txn # IOBVID/2018/05/12/0000153



Txn #	IOBVID/2018/05/12/0000153
Amount	₹ 300.0

Transfer Charges - Net Banking.
No transfer charges from Indian Overseas Bank.
Prevailing charges apply for other Banks.
Transfer Charges - Cards , E-Wallets & Other Modes.
Prevailing charges apply.

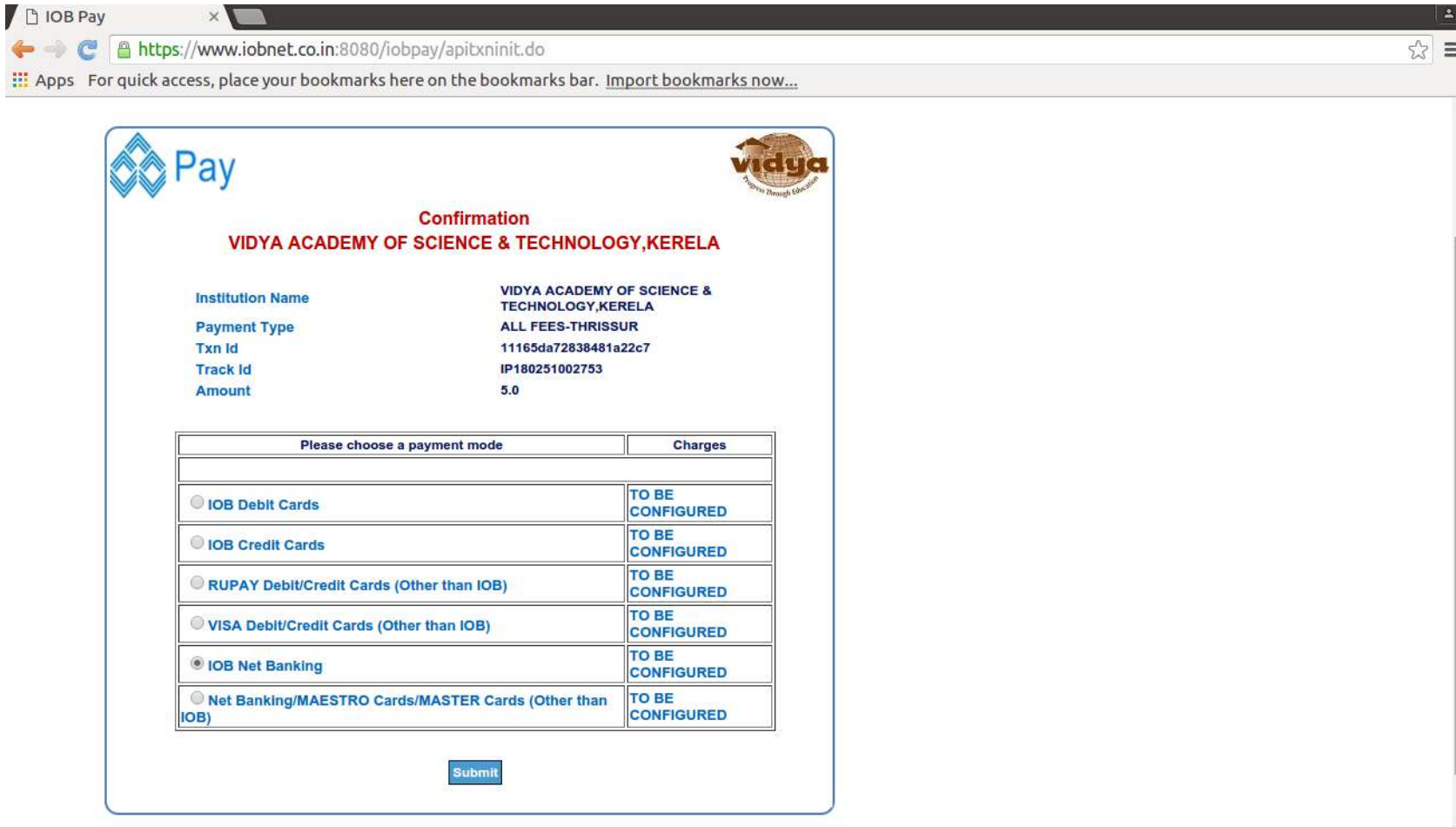
Please click on 'Confirm' button to submit with payment

[Confirm](#)


This page will have the payment Transaction Number, Total amount to be paid. The student can confirm the payment by clicking '**Confirm**' button.

Step 5

Once the payment is confirmed, the user will view a page similar to the one shown below.



The screenshot shows a web browser window with the URL <https://www.iobnet.co.in:8080/iobpay/apitxninit.do>. The page content is as follows:

Pay 

Confirmation
VIDYA ACADEMY OF SCIENCE & TECHNOLOGY, KERELA

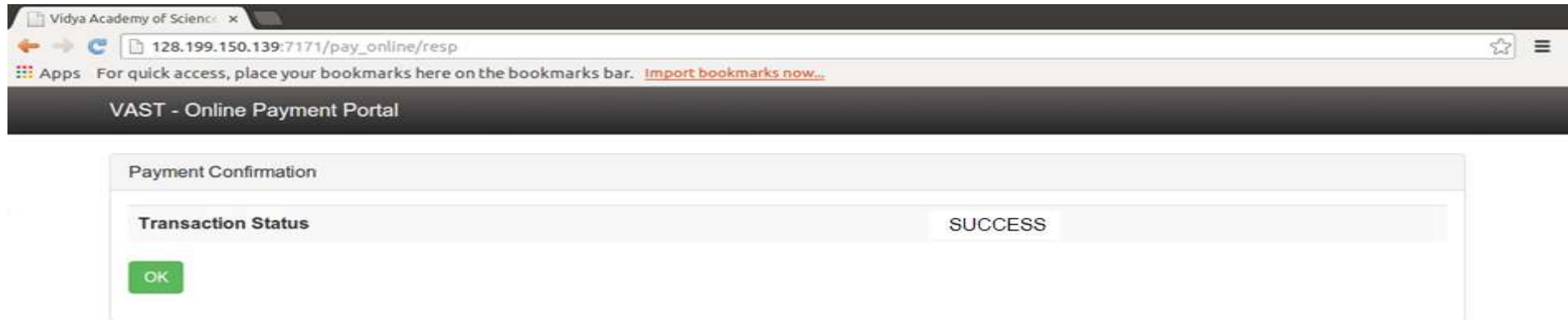
Institution Name VIDYA ACADEMY OF SCIENCE & TECHNOLOGY, KERELA
Payment Type ALL FEES-THRISSUR
Txn Id 11165da72838481a22c7
Track Id IP180251002753
Amount 5.0

Please choose a payment mode	Charges
<input type="radio"/> IOB Debit Cards	TO BE CONFIGURED
<input type="radio"/> IOB Credit Cards	TO BE CONFIGURED
<input type="radio"/> RUPAY Debit/Credit Cards (Other than IOB)	TO BE CONFIGURED
<input type="radio"/> VISA Debit/Credit Cards (Other than IOB)	TO BE CONFIGURED
<input checked="" type="radio"/> IOB Net Banking	TO BE CONFIGURED
<input type="radio"/> Net Banking/MAESTRO Cards/MASTER Cards (Other than IOB)	TO BE CONFIGURED

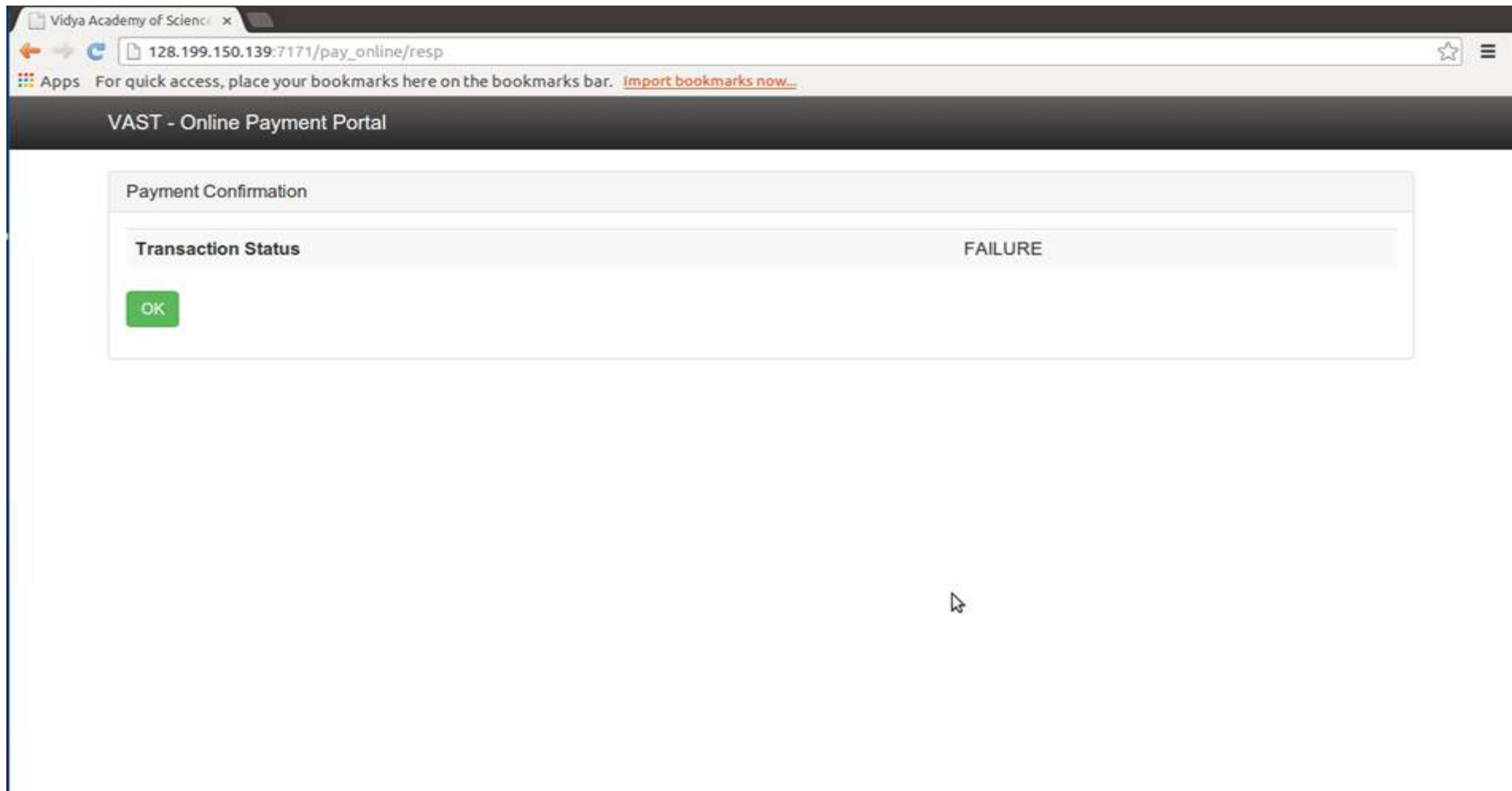
This page will have different transaction modes and the user has to click the appropriate payment method and click '**Submit**' button. Page will then redirect to **corresponding Bank Portal** and you can do the online transaction.

Step 6

a. If your online Transaction is successful you will get the following page and you need to click on **OK** button to get back to your ERP page.



b. If your online Transaction is failed you will get the following page and you need to click on **OK** button to get back to your ERP page.



Payment History

Students can view their online payment history in their ERP login as below.

The screenshot displays the ERP system's online payment interface. On the left sidebar, there is a navigation menu with 'Online Payments' and 'Online Payment' (highlighted with a red arrow and the text 'Click Here'). The main content area shows the following details:

- Student Name: FEMI SUNNY
- Student ID: TL16MTSE0014
- Branch: Structural Engineering
- Academic Period: M.Tech 2016-18 VAS-Thalakkottukara,Thrissur
- Due Amount: 6.00 ₹
- Proceed to Payment button

Below the main details is a 'Payment History' table. A red arrow points to the 'Status' column, with the text 'Shows status of your online payment'.

Number	Transaction Date	Student Name	Student ID	Branch	Academic Period	Payment Amount	Status
IOBVID/2018/04/17/0000137	17/04/2018	FEMI SUNNY	TL16MTSE0014	Structural Engineering	M.Tech 2016-18 VAS-Thalakkottukara,Thrissur	4	Initiated
IOBVID/2018/03/08/0000100	08/03/2018	FEMI SUNNY	TL16MTSE0014	Structural Engineering	M.Tech 2016-18 VAS-Thalakkottukara,Thrissur	1	Failed
IOBVID/2018/03/08/0000099	08/03/2018	FEMI SUNNY	TL16MTSE0014	Structural Engineering	M.Tech 2016-18 VAS-Thalakkottukara,Thrissur	1	Failed
IOBVID/2018/03/08/0000098	08/03/2018	FEMI SUNNY	TL16MTSE0014	Structural Engineering	M.Tech 2016-18 VAS-Thalakkottukara,Thrissur	6	Success
IOBVID/2018/02/15/0000061	15/02/2018	FEMI SUNNY	TL16MTSE0014	Structural Engineering	M.Tech 2016-18 VAS-Thalakkottukara,Thrissur	8	Failed
IOBVID/2018/02/02/0000057	02/02/2018	FEMI SUNNY	TL16MTSE0014	Structural Engineering	M.Tech 2016-18 VAS-Thalakkottukara,Thrissur	6	Success
IOBVID/2018/02/02/0000056	02/02/2018	FEMI SUNNY	TL16MTSE0014	Structural Engineering	M.Tech 2016-18 VAS-Thalakkottukara,Thrissur	6	Success

Following are the 3 types of online payment status

- a. Success
- b. Failed
- c. Initiated

Success

This status indicates that your online transaction is success and amount has been paid against your dues.

Failed

This status indicates that your online transaction is failed and no money transaction has been happened.

Initiated

This status indicates that transaction be initiated and the success/failure acknowledgement not received back to the system.

In this status you can make a retry by clicking on “Proceed to Payment” button if you are sure about that no amount has been debited from your bank account. If so as a confirmation, system will prompt a warning message as **shows below**, if **proceed** you can do online transaction again.

The screenshot shows a web browser window with several tabs: Gmail, Online Payment History, Online Payment - Vidya, and Voucher Print New. The address bar shows a URL starting with 128.199.150.139. The main content area displays student information: Student Name (FEMI SUNNY), Student ID (TL16MTSE0014), Branch (Structural Engineering), and Academic Period (M.Tech 2016-18 VAS-Thalakkottukara, Thrissur). The Due Amount is 6.00 ₹. A 'Proceed to Payment' button is visible. A modal dialog box is open in the center, asking 'A payment has already been initiated. Are you sure, you want to proceed?' with 'Proceed' and 'Cancel' buttons. Below the dialog, a table shows payment history:

Number	Transaction Date	Student Name	Student ID	Branch	Academic Period	Payment Amount	Status
IOBVID/2018/03/08/0000100	08/03/2018	FEMI SUNNY	TL16MTSE0014	Structural Engineering	M. Tech 2016-18 VAS-Thalakkottukara, Thrissur		1 Failed
IOBVID/2018/03/08/0000099	08/03/2018	FEMI SUNNY	TL16MTSE0014	Structural Engineering	M. Tech 2016-18 VAS-Thalakkottukara, Thrissur		1 Failed
IOBVID/2018/03/08/0000098	08/03/2018	FEMI SUNNY	TL16MTSE0014	Structural Engineering	M. Tech 2016-18 VAS-Thalakkottukara, Thrissur	6	Success
IOBVID/2018/02/15/0000061	15/02/2018	FEMI SUNNY	TL16MTSE0014	Structural Engineering	M. Tech 2016-18 VAS-Thalakkottukara, Thrissur		8 Initiated
IOBVID/2018/02/02/0000057	02/02/2018	FEMI SUNNY	TL16MTSE0014	Structural Engineering	M. Tech 2016-18 VAS-Thalakkottukara, Thrissur		6 Success

The Windows taskbar at the bottom shows the search bar, task view, and various application icons. The system tray shows the time as 12:36 PM on 4/17/2018.

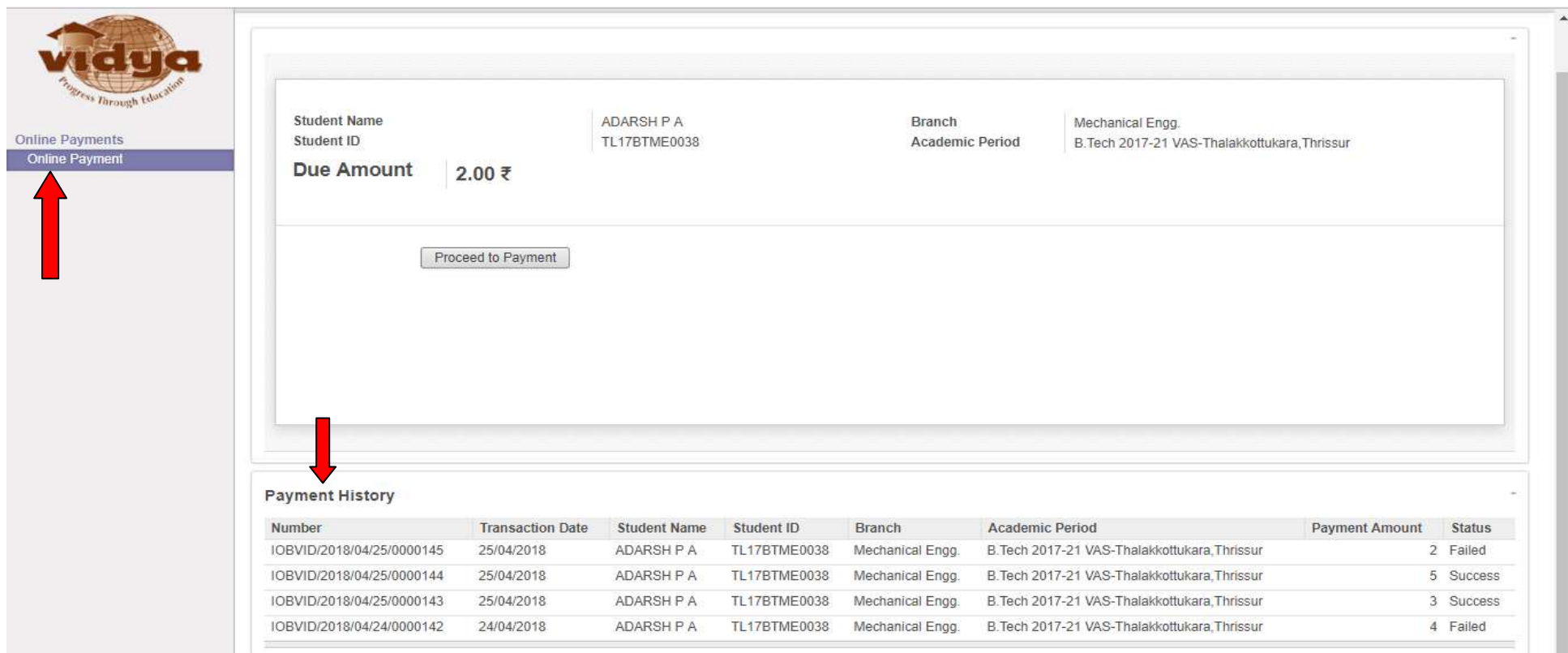
If you are sure about that amount has been debited from your bank account, please wait for 2 working days meanwhile your transaction status will be changed to Success.

NOTE: After 2 working days still your transaction status is in **Initiated** status, then contact Accounts team at the Office.

Printing Receipt

Click on **Online Payment** link in the left side and click on the transaction you want to take Receipt from **Payment History**.

NOTE: Receipt can take only for the transaction which is in Success status



vidya
Progress Through Education

Online Payments
Online Payment

Student Name ADARSH P A
Student ID TL17BTME0038
Branch Mechanical Engg.
Academic Period B.Tech 2017-21 VAS-Thalakkottukara,Thrissur

Due Amount 2.00 ₹

Proceed to Payment

Payment History

Number	Transaction Date	Student Name	Student ID	Branch	Academic Period	Payment Amount	Status
IOBVID/2018/04/25/0000145	25/04/2018	ADARSH P A	TL17BTME0038	Mechanical Engg.	B.Tech 2017-21 VAS-Thalakkottukara,Thrissur	2	Failed
IOBVID/2018/04/25/0000144	25/04/2018	ADARSH P A	TL17BTME0038	Mechanical Engg.	B.Tech 2017-21 VAS-Thalakkottukara,Thrissur	5	Success
IOBVID/2018/04/25/0000143	25/04/2018	ADARSH P A	TL17BTME0038	Mechanical Engg.	B.Tech 2017-21 VAS-Thalakkottukara,Thrissur	3	Success
IOBVID/2018/04/24/0000142	24/04/2018	ADARSH P A	TL17BTME0038	Mechanical Engg.	B.Tech 2017-21 VAS-Thalakkottukara,Thrissur	4	Failed

Following page will shows when clicking on Transaction and there you can see **Print Receipt** button.

The screenshot displays the 'Online Payments' section of the Vidya system. The top navigation bar includes 'Admission', 'Dashboard', 'Hostel', 'Academics', 'Transportation', 'Online Payments', and 'Messaging'. The user is logged in as 'ADARSH P A (Vidya A...)'.

The main content area shows a transaction titled 'IOBVID/2018/04/25/0000144'. A red 'Edit' button is located at the top left of the transaction details. A green arrow points to a red 'Print Receipt' button at the top right of the details section.

Transaction Details:

Transaction Date	25/04/2018	Student Name	ADARSH P A
Payment Amount	5.00 ₹	Student ID	TL17BTME0038
Comments	Due paid	Branch	Mechanical Engg.
Transaction ID	IP181151004125	Academic Period	B. Tech 2017-21 VAS-Thalakkottukara, Thrissur

Below the details is a 'Due Details' section with a table:

Number	Source Document	Date	Original Amount	Open Balance	Payment Amount
SAJ/2018/04/115809	Hostel Fee Advance	24/04/2018	10	7	5
			10	7	5

Click on **Print Receipt** button, you shall get a Receipt as follows in PDF format.



Vidya Academy of Science & Technology

Thalakkottukara Thrissur

P.O. Thalakkottukara

680501 -

vidyaict@vidyaacademy.ac.in

Receipt/Payment Voucher

This is your Payment Date

Number:	IOBOP/2018/0029	Date:	25/04/2018
Journal:	IOB Online Payment		
Cheque No:		Cheque Date	

Partner: ADARSH P A, IP181151004125

This is your Bank UTR number

Narration: Due paid

Grand Total(in words) : Rupees Five Only

₹ 5.00

Created By

Checked By

Sanctioned By

Thank You