

VIDYA INTERNATIONAL CHARITABLE TRUST, THRISSUR
BALANCE SHEET OF VIDYA ACADEMY OF SCIENCE AND TECHNOLOGY CAMPUS,
THALAKKOTTUKARA AS AT 31.03.2015

	Sch.	As At 31.03.2015 (Amount in Rs.)	As At 31.03.2014 (Amount in Rs.)
<u>I SOURCES OF FUNDS:</u>			
1 Reserves and Surplus	1	4,514,841.00	2,688,006.00
2 Endowment Funds	2	1,633,349.00	1,558,349.00
3 Secured Loans	3	195,214,958.31	234,376,795.31
4 Current Liabilities and Provisions	4		
a.Current Liabilities		125,028,007.36	131,055,580.22
b.Provisions		9,677,957.00	5,291,924.75
5 Vidya International Charitable Trust		10,467,528.81	(16,919,742.67)
Total		346,536,641.48	358,050,912.61
<u>II APPLICATIONS OF FUNDS:</u>			
1 Fixed assets:	5		
a.Gross Block		555,857,900.36	393,293,296.21
b. <u>Less:</u> Depreciation		226,613,606.81	191,019,923.81
c.Net Block		329,244,293.55	202,273,372.40
d.Capital Work in Progress	6	3,036,057.85	133,001,504.96
e.Inangible Assets under development	7	-	1,458,393.00
2 Current Assets, Loans and Advances	8		
a. Cash and Bank Balances		4,661,193.08	12,171,774.75
b. Receivables		6,168,633.00	5,997,192.00
c. Loans and Advances		3,426,464.00	3,148,675.50
Total		346,536,641.48	358,050,912.61
✓ For Vidya International Charitable Trust			

Finance Director

The above financial statement of Vidya Academy of Science and Technology, Thalakkottukara have been prepared from the individual trial balance of respective branch which are included in the consolidated Financial statement of Vidya International Charitable Trust audited by us, and copy of our audit report dated 10 July 2015 together with audited accounts are enclosed herewith.

For VARMA & VARMA
(Firm No.004532S)

Prasanth G Menon

(CA.PRASANTH G.MENON B.Com,FCA)
M.No.221463
PARTNER
CHARTERED ACCOUNTANTS

Jm/c.


19 SEP 2015

VIDYA INTERNATIONAL CHARITABLE TRUST, THRISSUR
PROFIT AND LOSS ACCOUNT OF VIDYA ACADEMY OF SCIENCE AND TECHNOLOGY
CAMPUS, THALAKKOTTUKARA FOR THE YEAR ENDED 31.03.2015

	Schedule	For The Year Ended	
		31.03.2015 (Amount in Rs.)	31.03.2014 (Amount in Rs.)
<u>I.INCOME</u>			
Tution and Other fees	9	213,804,424.00	184,897,200.00
Interest received	10	4,396,381.00	386,348.00
Other Income	11	26,577,000.88	21,561,668.00
Total		244,777,805.88	206,845,216.00
<u>II.EXPENDITURE</u>			
Salaries and other allowances	12	96,100,624.88	85,560,332.62
Administrative and other expenses	13	54,858,161.21	56,767,745.21
Finance Cost	14	13,951,425.00	6,930,077.00
Depreciation	15	35,595,767.00	26,999,377.00
Total		200,505,978.09	176,257,531.83
III Excess of income over expenditure for the year transferred to Trust Income and Expenditure account		44,271,827.79	30,587,684.17

The above finanacial statement of Vidya Academy of Science and Technology, Thalakkottukara have been prepared from the individual trial balance of respective branch which are included in the consolidated Financial statement of Vidya International Charitable Trust audited by us, and copy of our audit report dated 10July 2015 together with audited accounts are enclosed herewith.

For Vidya International Charitable Trust


Finance Director

For VARMA & VARMA
(Firm No.004532S)



(CA.PRASANT H.G.MENON B.Com,FCA)
M.No.221463
PARTNER
CHARTERED ACCOUNTANTS

19 SEP 2015

Jm/c.

VIDYA INTERNATIONAL CHARITABLE TRUST, THRISSUR
SCHEDULES ANNEXED TO AND FORMING PART OF THE ACCOUNTS
FOR THE YEAR ENDED 31ST MARCH, 2015.

	As at 31.03.2015 (Rs.)	As at 31.03.2014 (Rs.)
<u>SCHEDULE - 1</u>		
<u>RESERVES AND SURPLUS:-</u>		
Capital Reserve		
Balance as per last balance sheet	2,688,006.00	1,532,472.00
Add: (i) Amount transferred from:		
- Grant Accounts on utilisation by acquiring fixed Assets	106,020.00	
(ii) Contribution received for acquiring fixed assets	1,720,815.00	1,155,534.00
Total(a)	<u>4,514,841.00</u>	<u>2,688,006.00</u>

<u>SCHEDULE - 2</u>		
<u>ENDOWMENT FUNDS:-</u>		
Balance as per last Balance sheet	1,558,349.00	1,495,849.00
Add: Amount received during the year	75,000.00	62,500.00
	<u>1,633,349.00</u>	<u>1,558,349.00</u>


<u>SCHEDULE - 3</u>		
<u>SECURED LOANS:-</u>		
From Banks:		
Term Loans	155,102,915.00	177,266,772.00
Cash Credit	39,218,443.31	57,110,023.31
Vehicle Loans	893,600.00	-
	<u>195,214,958.31</u>	<u>234,376,795.31</u>

Details of Security:-

(i) Term loans for Construction of College building at Thalakkottukara, Thrissur and Cash Credit is secured by Equitable Mortgage of 30 acres of Land and buildings constructed/proposed to be constructed at Chiranellur Village and Vellur Village, Thrissur District.

(ii) Vehicle loans are secured by hypothecation of respective vehicles.

For Vidya International Charitable Trust


Finance Director



19 SEP 2015

Jm/c.

SCHEDULE - 4**CURRENT LIABILITIES AND PROVISIONS:-****a. Current liabilities**

	As at 31.03.2015 (Rs.)	As at 31.03.2014 (Rs.)
Creditors For Fixed Assets	345,936.00	2,144,533.00
Creditors For Expenses	2,598,938.00	742,173.00
Cheque issued but not presented	7,529,750.00	
Retention Money	269,654.00	3,103,285.22
Security deposit	1,131,237.00	1,167,431.00

Amount Due To Students

Refundable Deposit	66,600,000.00	85,550,000.00
Caution and Hostel Deposit	25,345,400.00	22,713,475.00
Fee Advance	4,000,000.00	2,640,000.00
Scholarship and other amounts payable	11,976,238.00	8,102,188.00
Vidya Scholarship	2,673,500.00	2,463,000.00
Sponsored Scholarship	122,877.00	474,790.00
Grant received	-	81,028.00
Course Fee Suspense Account	107,103.00	-
Other Liabilities	2,327,374.36	1,873,677.00
	125,028,007.36	131,055,580.22

b. Provisions

For Gratuity	9,191,356.00	4,495,570.75
For Leave Encashment	486,601.00	796,354.00
	9,677,957.00	5,291,924.75
	134,705,964.36	136,347,504.97

SCHEDULE - 6**CAPITAL WORK IN PROGRESS:-**

Buildings	176,771.00	105,921,239.96
Plant and Equipments	728,479.85	-
Advance For Fixed Assets	2,130,807.00	5,330,214.00
Preoperative expenses	-	21,750,051.00
	3,036,057.85	133,001,504.96

SCHEDULE - 7**INTANGIBLE ASSETS UNDER DEVELOPMENT**

Computer Software		1,458,393.00
	-	1,458,393.00

For Vidya International Charitable Trust

[Signature]
Finance Director

Jm/c.

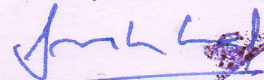


19 SEP 2015

SCHEDULE - 8**CURRENT ASSETS, LOANS AND ADVANCES:-**

	As at 31.03.2015 (Rs.)	As at 31.03.2014 (Rs.)
a) Cash and Bank Balances		
Balances with Scheduled banks		
In Current Accounts	840,780.00	1,472,005.00
In Savings Bank Accounts	1,804,757.08	8,853,987.75
In Fixed deposit Accounts	2,015,656.00	1,845,782.00
	4,661,193.08	12,171,774.75
b) Receivables		
(i) Unsecured Considered Good		
Fees Receivable From Students	6,168,633.00	5,997,192.00
	6,168,633.00	5,997,192.00
(ii) Unsecured Considered Doubtful		
Fees Receivable From Students	616,031.00	268,513.00
Less: Provision for doubtful fees	616,031.00	268,513.00
	-	-
	6,168,633.00	5,997,192.00
c) Loans and Advances		
Advances Recoverable in Cash or in Kind or for value to be received		
(i) Unsecured Considered Good		
Scholarship Loan to Students	113,781.00	-
Tax Deducted at Source	63,910.00	18,627.00
Security Deposits	571,203.00	571,203.00
Prepaid Expenses	968,361.00	1,308,354.00
Other Loans and Advances	1,709,209.00	1,250,491.50
	3,426,464.00	3,148,675.50
(ii) Unsecured Considered doubtful		
Scholarship Loan to Students	524,174.00	524,174.00
Less: Provision for doubtful loan	524,174.00	524,174.00
	-	-
	3,426,464.00	3,148,675.50

For Vidya International Charitable Trust



Finance Director



19 SEP 2015

Jm/c.

VIDYA INTERNATIONAL CHARITABLE TRUST, THRISSUR

SCHEDULES ANNEXED TO AND FORMING PART OF THE ACCOUNTS
FOR THE YEAR ENDED 31ST MARCH, 2015.

	For the year ended 31.03.2015	For the year ended 31.03.2014
<u>SCHEDULE - 9</u>		
<u>TUITION AND OTHER FEES:-</u>		
Fee from College	213,703,924.00	184,897,200.00
Fee from Computer training centre	100,500.00	-
	213,804,424.00	184,897,200.00

SCHEDULE -10
INTEREST RECEIVED

From Banks	224,627.00	324,985.00
From Students	3,990,000.00	-
From Others	181,754.00	61,363.00
	4,396,381.00	386,348.00

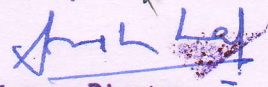
SCHEDULE - 11
OTHER INCOME:-

Bus Transportation Fees	17,129,969.00	13,283,753.00
Hostel Fees	6,781,800.00	5,996,485.00
Income from Other Utilities	1,516,813.00	1,182,956.00
Endowment income (net)	51,117.00	-
Profit on sale of Fixed Assets	24,780.00	-
Miscellaneous Income	1,072,521.88	1,098,474.00
	26,577,000.88	21,561,668.00

SCHEDULE - 12
EMPLOYEE BENEFITS EXPENSES:-

Salaries and Allowances	89,290,708.00	80,316,931.00
Contribution to Employees Provident Fund	1,462,415.63	1,119,168.00
Provision For Gratuity	4,695,785.25	3,845,743.62
Provision for Leave Encashment	651,716.00	278,490.00
	96,100,624.88	85,560,332.62

For Vidya International Charitable Trust


Finance Director



19 SEP 2015

SCHEDULE - 13**ADMINISTRATIVE AND OTHER EXPENSES:-**

Processing Fee paid to All India Council for Technical Education	506,080.00	500,000.00
Bus Transportation Expenses	8,515,262.00	7,768,750.00
Course Expenses	18,835.00	-
Consumption of Lab Consumables	559,809.65	521,189.60
Faculty Training Programme Expenses	124,162.00	224,634.00
Sports and games Expenses	140,831.16	495,593.00
Seminar and induction programme Expenses	890,021.00	1,588,343.00
Affiliation fee paid to University	840,000.00	676,500.00
Examination Expenses	64,646.70	101,735.00
Scholarship to students	15,366,923.00	14,447,897.00
Endowment expenses (Net)	-	63.00
Placement Registration and Personality Training Expenses	764,036.00	1,011,193.00
Students Welfare Expenses	247,167.00	309,262.00
Institutional Membership Fees	131,180.00	155,000.00
NBA accreditation expenses	76,609.00	1,369,869.00
E journals and periodicals	1,052,433.00	1,680,656.00
Legal and Professional Charges	5,086.00	390,385.00
Insurance	933,141.00	794,746.61
Postage and Telegram	86,622.00	156,262.00
Printing and Stationery	1,209,878.64	1,586,045.00
Rates and Taxes	71,734.00	27,832.00
Rent	168,000.00	147,933.00
Repairs and maintainance:		
Building	2,613,971.25	3,614,522.00
Plant and Equipments	400,559.00	446,997.00
Vehicles	4,350,914.29	3,345,633.00
Computer	294,848.00	939,216.00
Others	2,548,839.67	1,943,698.00
Security Charges	1,357,492.00	1,271,237.00
Telephone Charges	120,035.00	113,888.00
Travelling and Conveyances	283,104.00	309,309.00
Bank charges	107,438.47	318,749.50
Electricity Charges	4,484,315.00	3,977,166.00
Inaguration expenses	313,127.50	-
Internet Charges	457,069.00	449,202.00
Advertisement Expenses	1,493,599.00	2,413,462.00
Provision for Doubtful fees	347,518.00	268,513.00
Provision for Scholarship Loan to students	-	365,198.00
Service tax paid	-	856.00
House Keeping Charges	2,852,293.00	2,156,357.00
Miscellaneous Expenses	1,060,580.88	879,853.50
	54,858,161.21	56,767,745.21

For Vidya International Charitable Trust

Jm/c.

Finance Director



19 SEP 2015

For the year ended 31.03.2015	For the year ended 31.03.2014
----------------------------------	----------------------------------

SCHEDULE - 14

FINANCE COSTS:-

Interest paid

On Cash Credit

3,579,637.00

2,455,255.00

On Term Loan

10,341,788.00

4,408,651.00

On Vehicle Loans

30,000.00

66,171.00

13,951,425.00

6,930,077.00

SCHEDULE - 15

DEPRECIATION AND AMORTISATION

Depreciation

34,965,681.00

26,999,377.00

Amortisation

630,086.00

35,595,767.00

26,999,377.00

For Vidya International Charitable Trust

[Signature]

Finance Director



19 SEP 2015

Vidya Academy of Science & Technology , Thalakkottukara , Thrissur
(A unit of Vidya International Charitable Trust)

SCHEDULE:5 FIXED ASSETS (VIDYA ACADEMY OF SCIENCE AND TECHNOLOGY THALAKKOTTUKARA)

Sl No.	Description of Assets	Gross Block				Depreciation						Net Block	
		Total cost as on 1.4.2014	Additions during the year		Transfer Out	Total cost as on 31.03.2015	Rate of Depn.	Depn. upto 1.4.2014	Transfer Out	Depreciation for the year	Depreciation upto 31.03.2015	As on 31.3.2015	As on 31.3.2014
			More than 180 Days	Less than 180 Days									
	<u>Tangible assets:</u>												
1	Land	20,680,569.31				20,680,569.31	0	-		-	-	20,680,569.31	20,680,569.31
2	Building	221,657,482.30	254,744.00	143,869,162.31		365,781,388.61	10	101,621,363.70		19,222,544.00	120,843,907.70	244,937,480.91	120,036,118.60
3	Road Construction	4,238,222.34				4,238,222.34	10	1,850,436.00		238,779.00	2,089,215.00	2,149,007.34	2,387,786.34
4	Furniture's & Fixtures	26,550,834.49	3,456,967.94	1,166,546.65		31,174,349.08	10	10,761,019.60		1,983,006.00	12,744,025.60	18,430,323.48	15,789,814.89
5	Office Furnishing	440,242.00				440,242.00	10	220,858.00		21,938.00	242,796.00	197,446.00	219,384.00
	<u>Plant & Machinery</u>												
6	Air Conditioner	5,375,219.00	818,582.24	761,772.98		6,955,574.22	15	1,827,008.00		712,152.00	2,539,160.00	4,416,414.22	3,548,211.00
7	Name Board	103,446.00				103,446.00	15	69,249.50		5,129.00	74,378.50	29,067.50	34,196.50
8	Water Treatment Plant	1,313,768.00				1,313,768.00	15	280,818.00		154,943.00	435,761.00	878,007.00	1,032,950.00
9	Drawing Equipments	455,962.00				455,962.00	15	357,261.00		14,805.00	372,066.00	83,896.00	98,701.00
10	Teaching Aid Equipments					-	15	-		-	-	-	-
11	Fire Extinguisher	82,611.00				82,611.00	15	57,706.75		3,736.00	61,442.75	21,168.25	24,904.25
12	Kitchen Equipments	328,298.00		11,870.16		340,168.16	15	262,307.00		10,789.00	273,096.00	67,072.16	65,991.00
13	Lab Equipments	27,710,250.00	8,176.99	1,238,957.55		28,957,384.54	15	17,566,425.00		1,615,722.00	19,182,147.00	9,775,237.54	10,143,825.00
14	Medical Equipments	4,804.00				4,804.00	15	3,594.00		182.00	3,776.00	1,028.00	1,210.00
15	Water Dispenser	16,600.00				16,600.00	15	3,390.00		1,982.00	5,372.00	11,228.00	13,210.00
16	Water Cooler	536,901.00				536,901.00	15	259,640.25		41,589.00	301,229.25	235,671.75	277,260.75
17	Water Heater	73,555.00				73,555.00	15	20,213.00		8,001.00	28,214.00	45,341.00	53,342.00
18	Workshop Equipments	1,014,267.26				1,014,267.26	15	810,575.56		30,554.00	841,129.56	173,137.70	203,691.70
19	Office Equipments	319,318.00				319,318.00	15	245,336.00		11,097.00	256,433.00	62,885.00	73,982.00
20	Projectors	1,727,313.00		14,690.00		1,742,003.00	15	468,373.75		189,943.00	658,316.75	1,083,686.25	1,258,939.25
21	Electrical Installation	20,172,987.93	213,222.60	108,940.00		20,495,150.53	15	11,352,526.00		1,363,223.00	12,715,749.00	7,779,401.53	8,820,461.93
22	EPABX	647,401.00	19,280.00	10,206.00		676,887.00	15	238,216.00		65,035.00	303,251.00	373,636.00	409,185.00
23	Fax Machine					-	15	-		-	-	-	-
24	UPS	2,477,277.00				2,477,277.00	15	1,601,601.00		131,351.00	1,732,952.00	744,325.00	875,676.00
25	Generator	2,154,250.00				2,154,250.00	15	939,282.00		182,245.00	1,121,527.00	1,032,723.00	1,214,968.00
26	Garden Equipments	79,768.00		14,700.00		94,468.00	15	49,683.00		5,615.00	55,298.00	39,170.00	30,085.00
27	Musical Instruments	134,047.00				134,047.00	15	66,875.00		10,076.00	76,951.00	57,096.00	67,172.00
28	Writing Board	433,665.00				433,665.00	15	282,989.00		22,601.00	305,590.00	128,075.00	150,676.00
29	Transformer	455,426.00				455,426.00	15	184,449.00		40,647.00	225,096.00	230,330.00	270,977.00
30	Bio metric Attendance System	47,379.00		17,052.50		64,431.50	15	18,283.00		5,643.00	23,926.00	40,505.50	29,096.00
	<u>Vehicles</u>												
31	Motor Vehicles	3,077,046.00				3,077,046.00	15	1,311,821.00		264,784.00	1,576,605.00	1,500,441.00	1,765,225.00
32	Cycle	86,292.00				86,292.00	15	48,877.00		5,612.00	54,489.00	31,803.00	37,415.00
33	Buses	13,510,233.00		1,678,788.00		15,189,021.00	30	6,997,423.00		2,205,661.00	9,203,084.00	5,985,937.00	6,512,810.00
34	Cell phone					-	30	-		-	-	-	-
35	CISCO Equipments					-	30	-		-	-	-	-
36	Networking System	2,121,251.85	675,067.46	67,030.00		2,863,349.31	30	1,646,727.20		354,932.00	2,001,659.20	861,690.11	474,524.65
37	Computer & Accessories	24,039,923.00	3,146,080.30	667,538.54		27,853,541.84	60	19,827,808.50		4,615,178.00	24,442,986.50	3,410,555.34	4,212,114.50
38	Biogas Plant	884,894.68	126,000.00	1,987,082.00		2,997,976.68	80	881,110.00		898,661.00	1,779,771.00	1,218,205.68	3,784.68
39	Library Books	6,030,572.05	133,111.00	18,498.50	20,582.50	6,161,599.05	100	5,644,790.00	2,084.00	509,644.00	6,152,350.00	9,249.05	385,782.05
40	Sport & Game Equipment	409,217.00	15,742.90	4,278.03		429,237.93	100	409,217.00		17,882.00	427,099.00	2,138.93	-
	<u>Intangible assets:</u>												
41	Computer Software	3,902,003.00	2,061,098.00	20,000.00		5,983,101.00	60	2,832,671.00		630,086.00	3,462,757.00	2,520,344.00	1,069,332.00
	Total	393,293,296.21	10,928,073.43	151,657,113.22	20,582.50	555,857,900.36		191,019,923.81	2,084.00	35,595,767.00	226,613,606.81	329,244,293.55	202,273,372.40

Vidya International Charitable Trust
Director

19 SEP 2015

